

CHERNIHIV REGION - YOUR RIGHT CHOICE

BRIEFLY ABOUT CHERNIHIV REGION

Area – 31.9 thousand sq. km

Total length of borders :

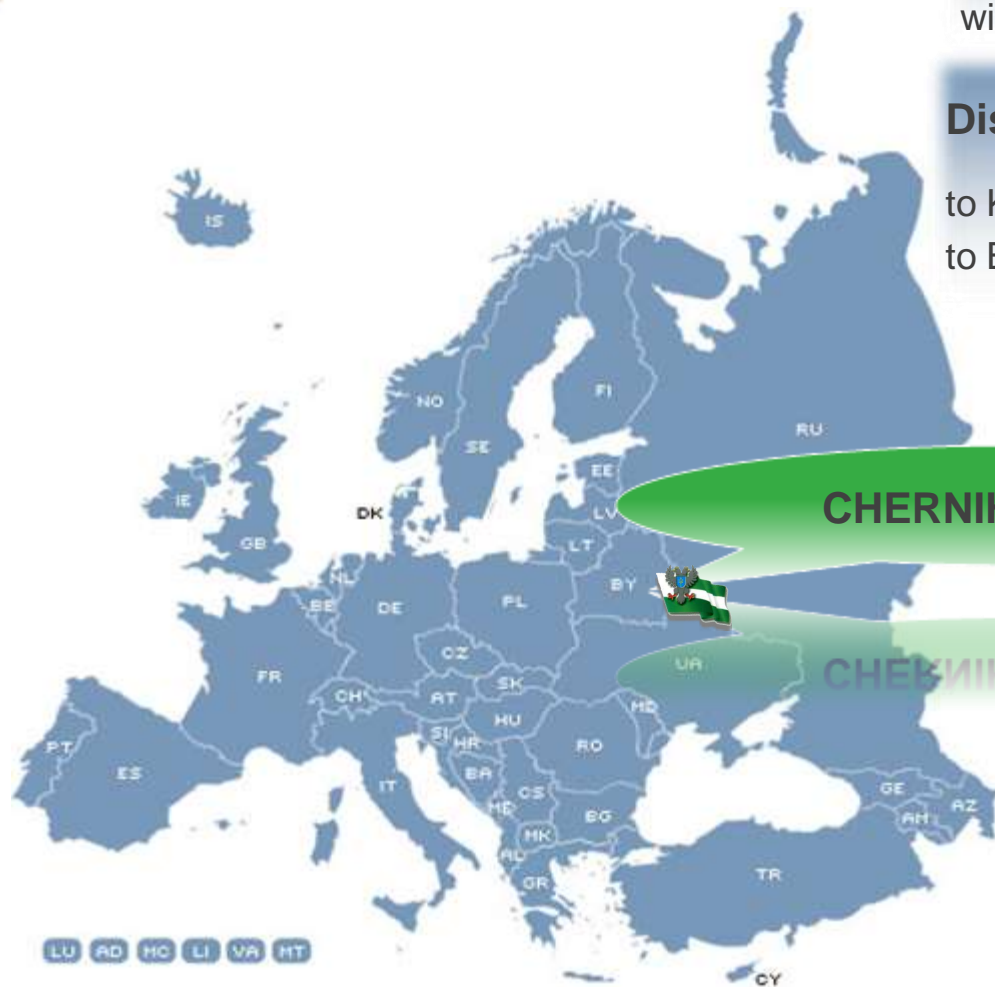
with the Russian Federation – 199 km

with the Republic of Belarus – 227 km

Distance from Chernihiv:

to Kyiv – 144 km

to Boryspil International Airport – 150 km



CHERNIHIV REGION

CHERNIHIV REGION




Railways
893 km

Interstate highways
311.1 km

Interstate bus routes

Roads of national importance
1186.5 km

River tourist routes



Administrative territorial divisions:

22 districts and 4 cities of regional subordination – Chernihiv, Nizhyn, Pryluky, Novhorod-Siverskyi


Population: **1.1 million people**

GVA: **23.9 billion hryvnia**

GVA per person: **22.1 thousand hryvnia**

Export of goods: **551.6 million U.S. dollars**





Natural resources

More than 300 deposits (16 types of various minerals) are explored



One of the biggest
bishofit deposits in Ukraine



50.9 % - fuel and energy resources

38.3 % - construction raw materials

9.82 % - fresh water and mineral water

0.9 % - non-metallic minerals for
metallurgy and bishofit

In terms of forest cover (20.7 %) our
region takes 9th place among all regions
of Ukraine

There are 1570 rivers in the region
(total length - 8369 km)



FACILITIES FOR WORKFORCE DEVELOPMENT

Training centers of different business sectors - 8 (building technologies of trademark “Ceresit”, modern agricultural technologies, car service, hairdressing and makeup, restaurant service, plumbing and innovative building technologies «KNAUF»)

Vocational schools – 20

(industry – 6, transport– 1, services– 4, construction– 1, agriculture– 8)

Higher education institutions of the I-II accreditation level

(technical schools, colleges, specialized schools) –20 (state and municipal forms of ownership – 19, private– 1)


Higher education institutions of the III-IV accreditation level

(universities, institutions of state and municipal forms of ownership) – 5

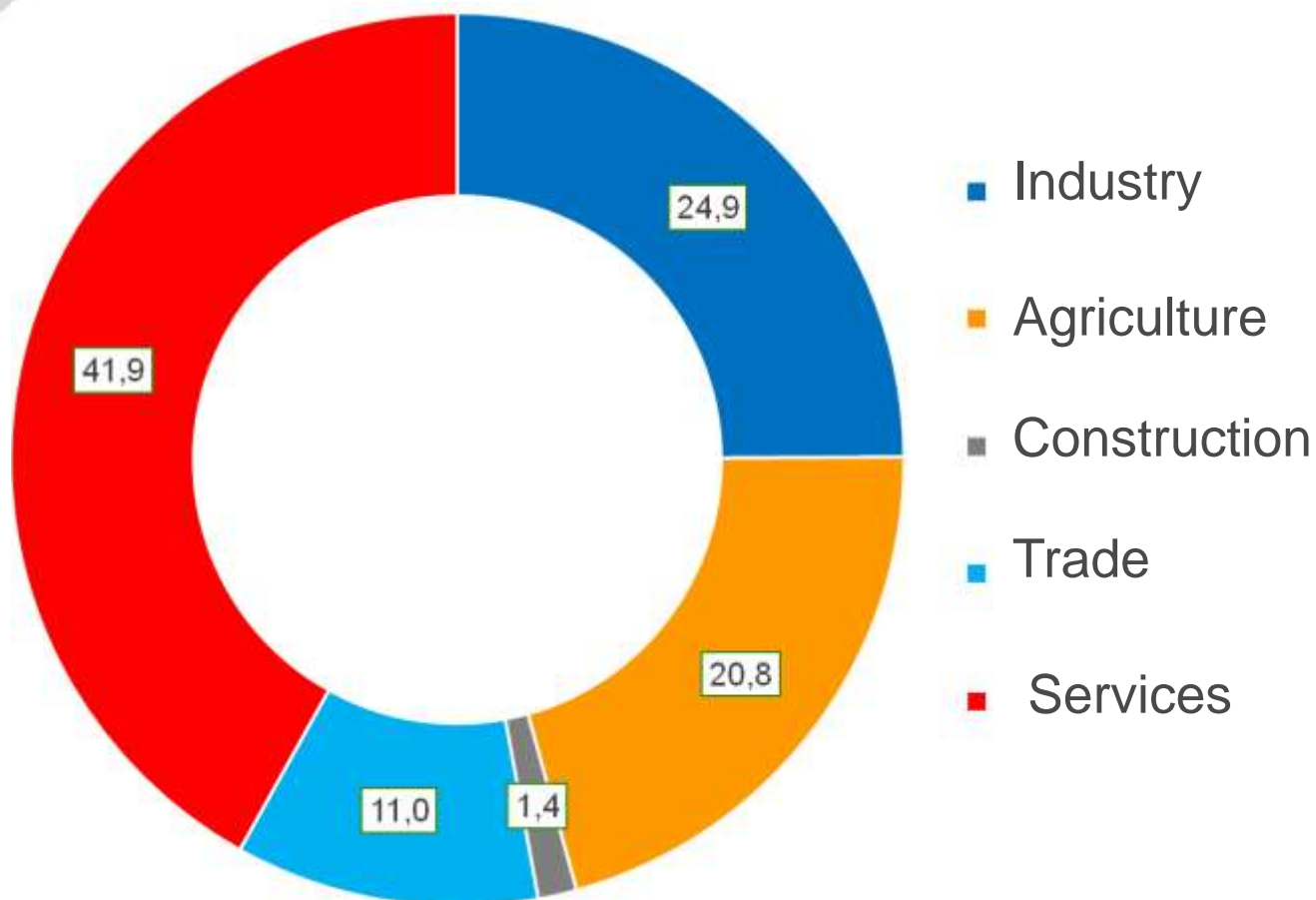



ЧЕРНИГОВСКИЙ НАЦИОНАЛЬНЫЙ ИТЕХНОЛОГИЧЕСКИЙ УНИВЕРСИТЕТ
Імені Т.Г. ШЕВЧЕНКА





Gross Value Added (GVA), %





Industry

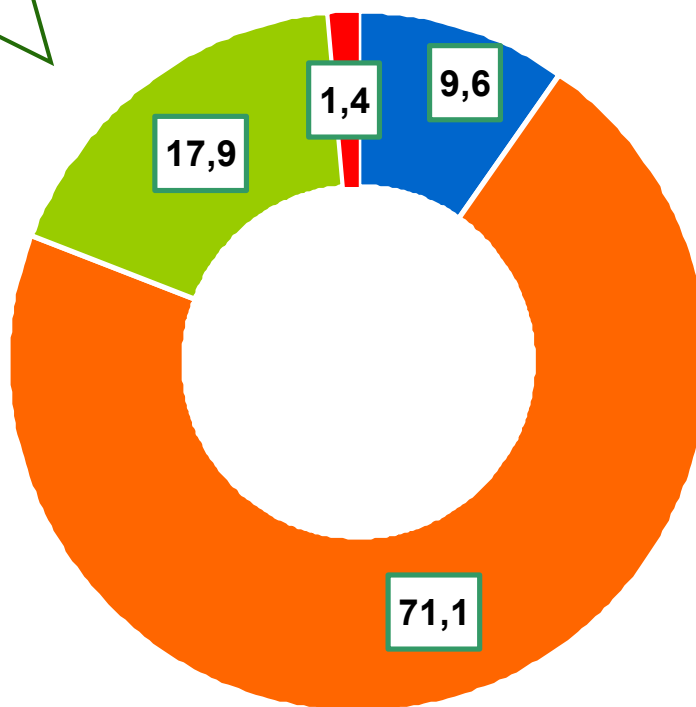
Percentage of
GDP – 24.9 %

Annual sales volume - 20.7 billion hryvnia

Percentage of national volume – 1.4 %

% to the total
volume of sales

- Mining and quarrying
- Processing industry
- Suply of electricity, gas, steam and air conditioned
- Water supply, sewerage, waste handling




We are the leading producers of fire trucks in Ukraine



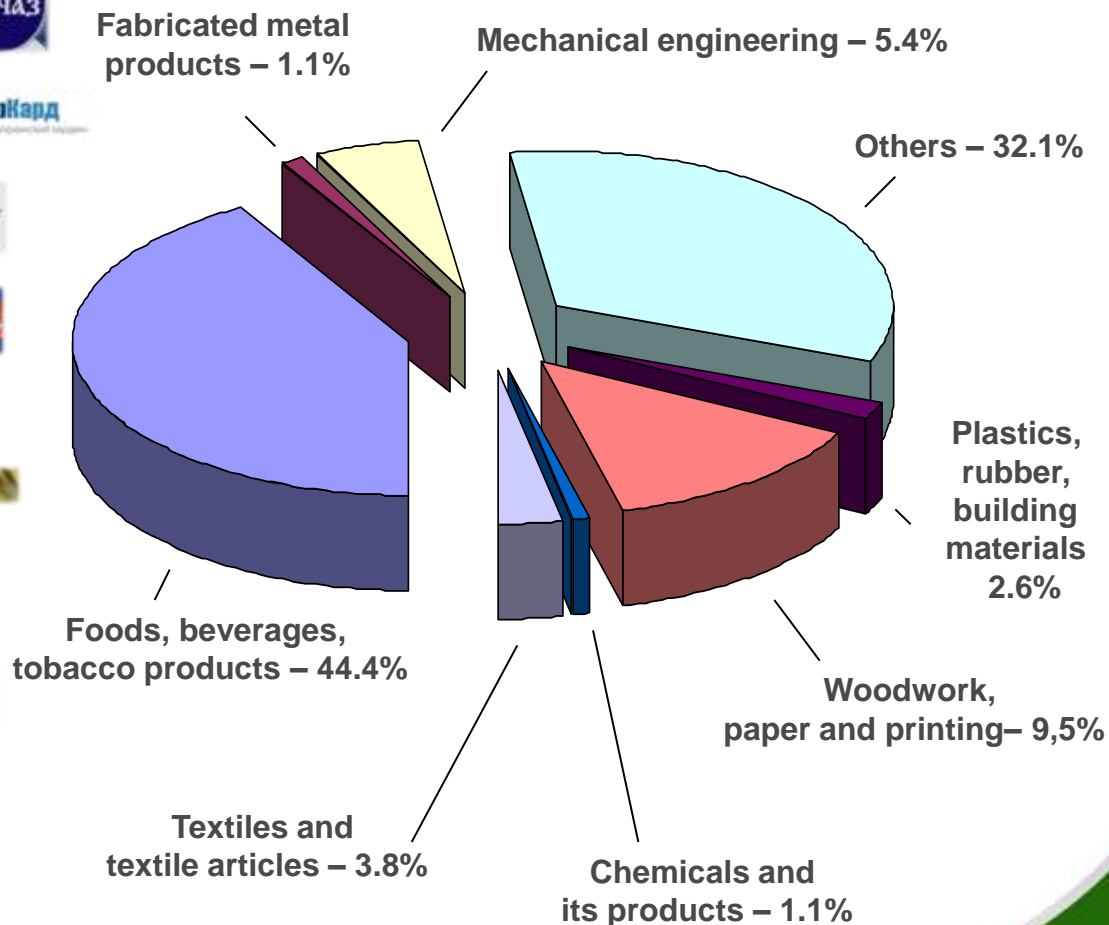
We are the only one region in Ukraine, where elastomeric yarn is produced





Processing industry

(percentage of total production volume, %)



Agriculture

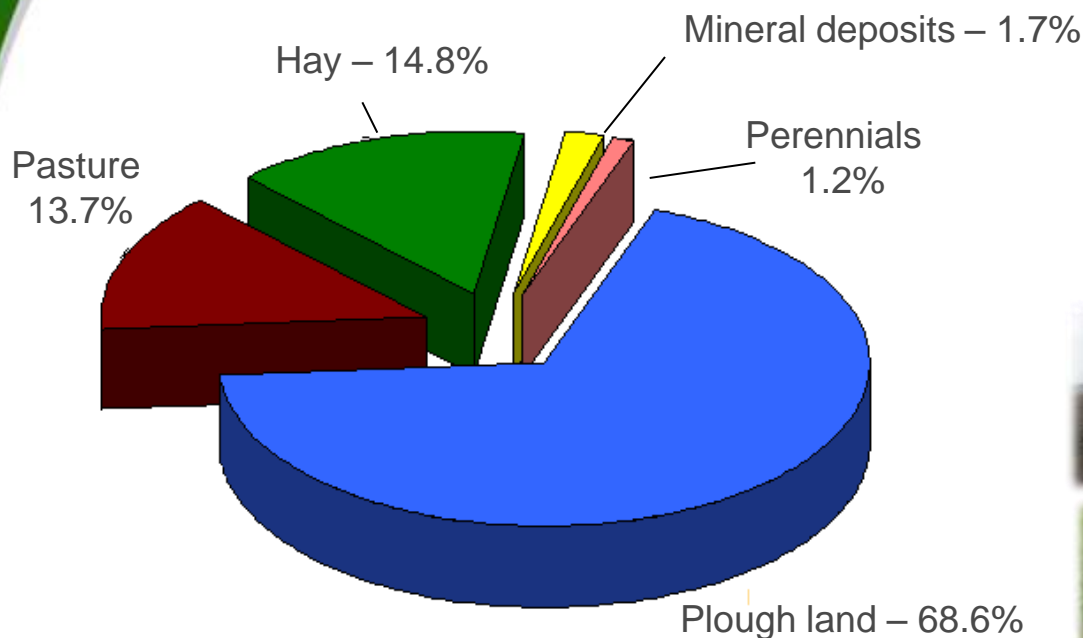
Percentage of
GDP – 20.8 %

Land fund of the region is
3190.3 thousand ha

Farmland – 64,8%

Forests – 23,2%

Farmland structure



**Chernihiv region provides
nationwide production of:**

grains – 5.8 %

sugar beet – 1.6 %

potatoes – 6.4 %

vegetables – 2.1%

meat – 1.9 %

milk – 5.1 %

eggs – 1.5 %



Trade


Percentage of
GDP – 11.0 %

✓ 8 300 retail trade entities.

✓ About 500 wholesale
trade enterprises.

✓ 66 market places.





Services


Percentage of
GDP – 11.0 %

- ✓ Hotels and restaurants.
- ✓ Transport and communications.
- ✓ Financial activities.
- ✓ Real estate operations, renting and servicing.



- ✓ Public management and providing military security; obligatory social security.
- ✓ Education.
- ✓ Health care and social services.
- ✓ Other community, social and personal service activities.






TOURISM

- ✓ Many historical monuments, among them 6 – pre-Mongolic period.
- ✓ 3 National conservation areas.
- ✓ 656 objects of natural reserve fund.
- ✓ A wide range of tourist services.
- ✓ The Desna River, crossing the entire region, is one of the cleanest rivers in Europe.
- ✓ Hotel chain.
- ✓ 3 institutions of higher education, training tourism specialists.






44 cooperation agreements are signed

✓ bilateral agreement (*on trade-economic, scientific-technical and cultural cooperation*) – with regions of the Russian Federation; the Republic of Belarus; the Republic of Kazakhstan, the Republic of Lithuania, Hungary, the Republic of Macedonia, the Republic of Croatia, Protocol of intent – with China

✓ multilateral agreements:

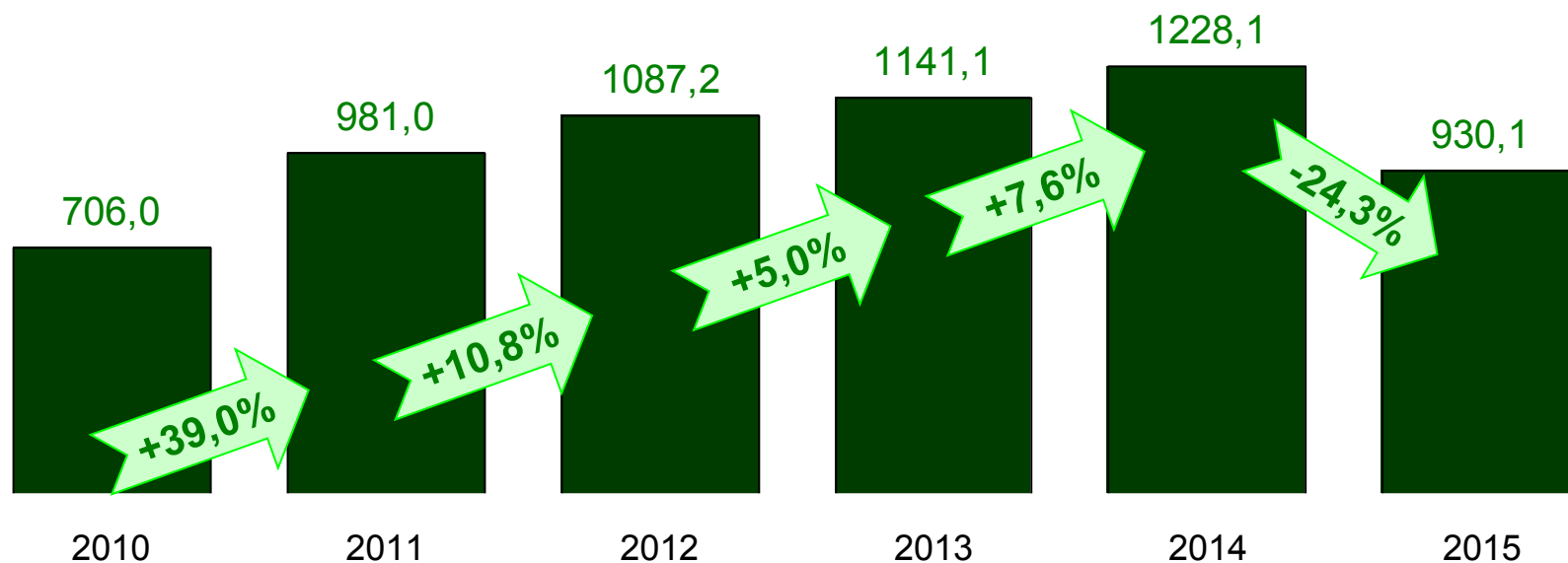
- *on mutually advantageous economic cooperation between Chernihiv region, Gomel region and Bryansk region,*
- *on creation of the Border Community Euroregion “Dnepr”*





The foreign trade turnover

(mln U.S. dollars)



OUR WORLD PARTNERS

Export

Geographical structure of export



Composition of export



42.7% - grains



12.5% - paper and paperboard



8.1% - prepared foodstuffs



7.3% - wood and articles of wood



5.0% - textiles and textiles articles



4.5% - seeds and fruit bearing plants



4.1% - footwear



3.5% - machines, equipment

EU member states



\$ 182.7 mln
(33.1%)

Asian countries



\$141.5 mln
(25.7%)

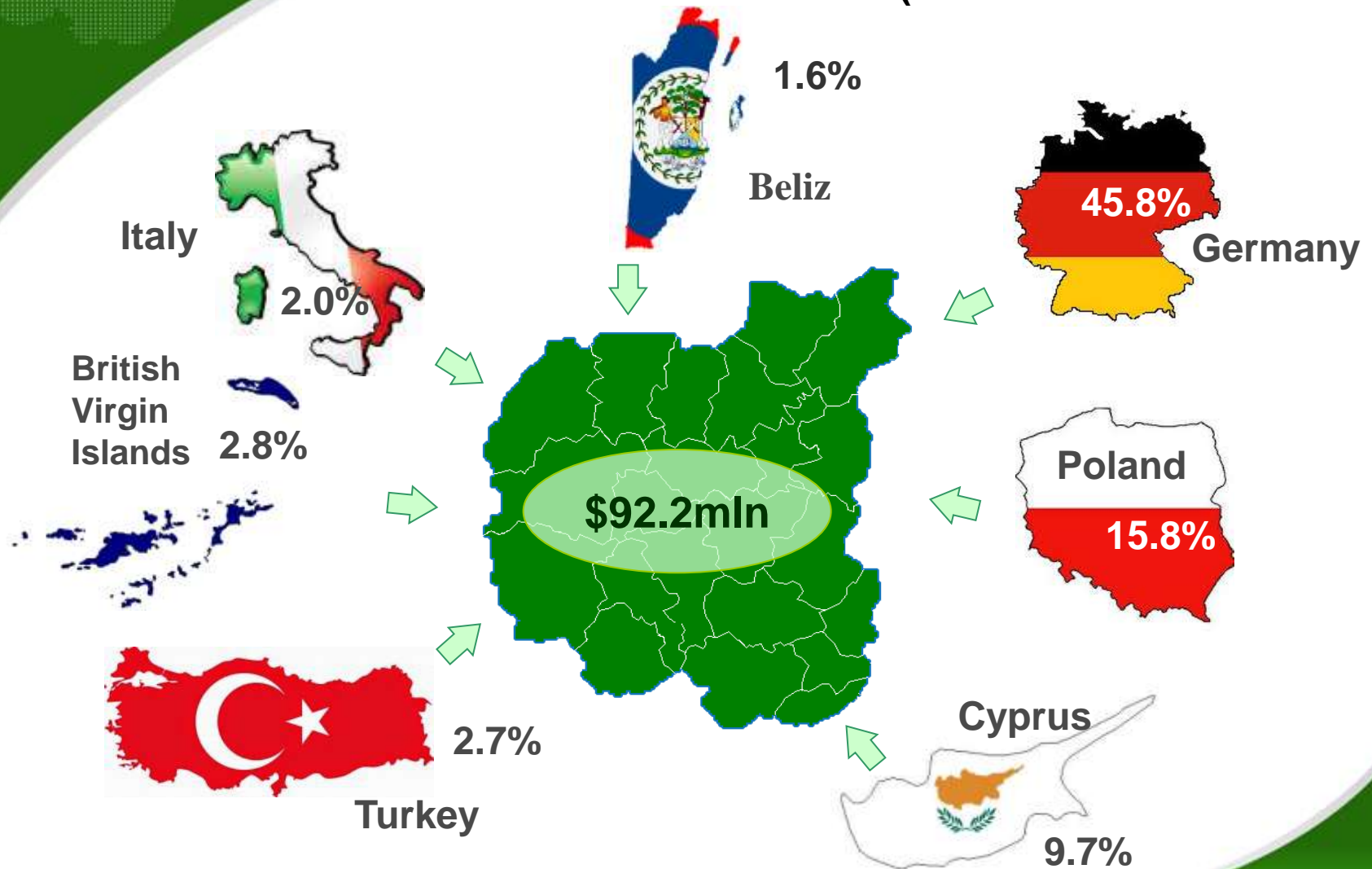
CIS member states



\$143. mln
(25.9%)

OUR WORLD PARTNERS ←

**Foreign direct investments
(in the context of countries)**



OUR WORLD PARTNERS

**Foreign direct investments
(in the context of economic activities)**

Industry

75.3%



Agriculture, forestry, fishing industry

9.8%



Administration and support services

5.4%



**Transport, warehousing,
postal and courier activities**

3.3%



Carservice, repair of motorcycles

2.2%



Examples of successful investment projects


B.A.T. «Pryluky Tobacco Company Private JSC»
«British American Tobacco»
production of tobacco goods
created jobs- 896




«Fornetti Ukraine LTD»
production of deep-frozen foods for making hot cakes
created jobs- 286




«Ichnia Milk Canning Plant Public JSC»
production of UHT milk and condensed milk premium
created jobs- 231




«Plast-Box Ukraine Ltd»
production of plastic packing for keeping and transportation meat, fish, paint, varnish, etc.
created jobs- 98





«Mena Pack Public JSC»
production of corrugated cardboard packing
created jobs-117



Examples of successful investment projects

 
«Agrikor Holding Ltd»
 A diversified agricultural enterprise
created jobs- 480





«Papernyansky glass sand quarry Ltd»
 Extraction and processing of silica sand
created jobs- 152





«Chernihiv industrial milk company Ltd»
 A diversified agricultural enterprise
created jobs - 569





«Novofil Ltd»
 Twining elastomeric yarn for production of underwear and hosiery
created jobs- 95




«Adam company Ltd»
 Production of non-alcoholic beverages (trademark "Эльбрус")
created jobs- 95





Chernihiv region stakes on the following priorities for investment:



Agriculture



Food and processing industry



Mechanical engineering



Alternative energy



Energy-saving and environmentally friendly technologies



Tourism




Transport infrastructure and logistics



Deep processing of natural resources





BECOME OUR PARTNER!



Chernihiv Regional State Administration

<http://cg.gov.ua>

<http://www.chernihiv-oblast.gov.ua>

7 Shevchenko Str., Chernihiv,
Ukraine, 14000,

tel/fax (+380462) 674-656

e-mail: der_post@cg.gov.ua